

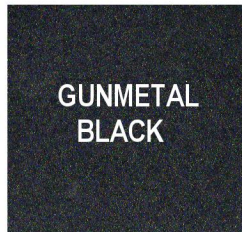


MONTE EURO

WOOD-BURNER

MONTE Wood-Burner has a fresh modern design combined with a convenient cook top. With three model variations and ten colours to choose from, there is something for everyone.

STANDARD COLOUR



GUNMETAL
BLACK

OPTIONAL COLOURS



ARCTIC
WHITE

SILVER
GREY

CHOCOLATE

BLUE
GREY

SAFFRON

CANARY

WASABI

SAGE

WHY IS IT SO GOOD?

Monte is a stylish modern fire incorporating a cook-top, which adds functionality to any home.

The large glass area of the Monte wood-burner maximizes the ambience only a solid-fuel fire can give, and the large door allows ease of refueling.

WHO BUYS MONTE EURO?

Owners of contemporary to traditional homes appreciate the Monte's natural good looks and genuine practicality.

It can be used as both a primary and secondary heating source depending on climate, room size and insulation. It is also great for keeping dinner warm on cold winter nights.

SPECIFICATIONS:

HEAT OUTPUT:

Estimated 18-20kW maximum

EMISSION AND EFFICIENCY LEVELS:

Models available that conform to sub 1.0g/kg and sub 0.7g/kg emissions with efficiencies of 65% or greater (without water booster)
AS/NZS 4012:1999 and AS NZS 4013:1999

FLOOR PROTECTOR CLEARANCES:

Ash hearth made from non-combustible materials. - Front 300mm, Side 125mm

WALL CLEARANCES WITH FLUE GUARD:

From combustible surfaces.
Rear 200mm, Side 350mm, and angled 200mm

FIRE:

8mm plate-steel cook top.
5mm plate-steel firebox, fully lined with 40mm refractory firebricks.

OPTIONAL EXTRAS:

Enamelled Flue Guard
Stainless Water Booster
(Water Booster not suitable for Clean Air Zones)

Please note that the colour ranges shown above are limited by the printing process and are given as a guide only.

FIG. C: HEATER DIMENSIONS & WATER BOOSTER POSITION – MONTE EURO WOODBURNER (not to scale)

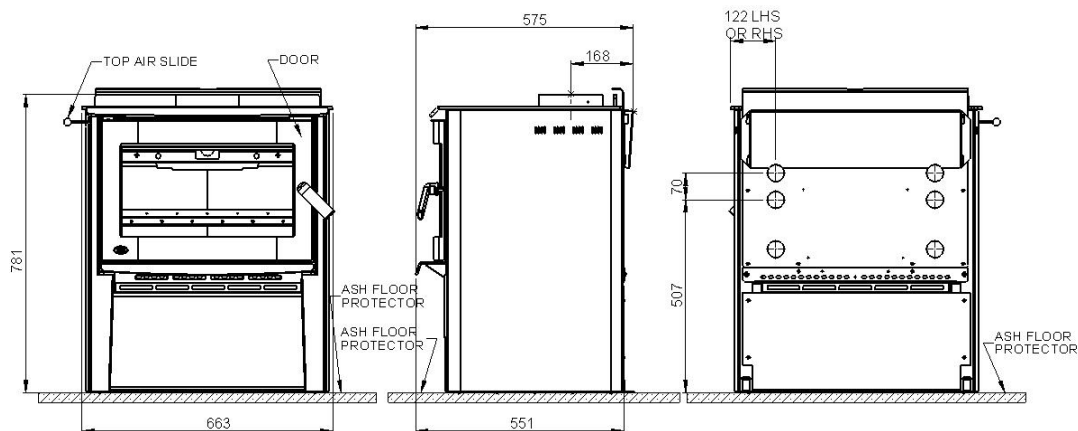
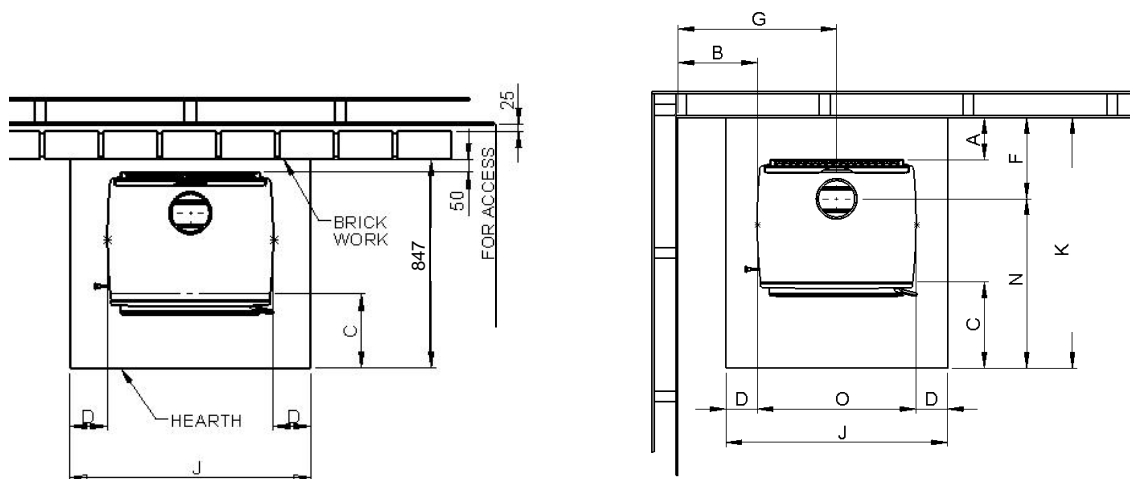


FIG. D: HEATER POSITION. (Not to scale)

Note! All Dimensions are in millimetres



Above: Non combustible wall clearances. Brick lining. From the floor to within 25mm of ceiling. Leave air vents at the bottom to allow airflow in the cavity. If Yunca flue mounted shield is fitted, brickwork may be 1200mm high as long as all vertical joints in top and bottom of brickwork are left out to allow airflow when brickwork is capped.

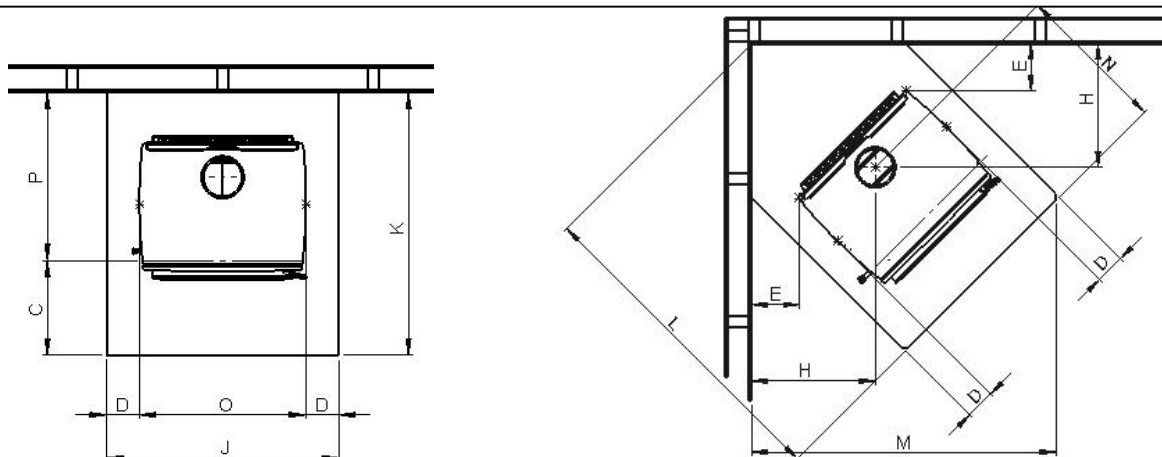


FIG D: MINIMUM FIRE TO COMBUSTABLE WALL CLEARANCES - MONTE WOOD-BURNER (WITH YUNCA FLUE MOUNTED SHIELD FITTED). Measurements in millimetres.

A	B	E	F	G	H
200	350	200	366	682	520

FIG D: MINIMUM FLOOR PROTECTION MEASUREMENTS (WITH YUNCA FLUE MOUNTED SHIELD FITTED). Measurements in millimetres.

C	D	J	K	L	M	N	O	P
300	125	913	999	1368	1278	633	663	699